







Profile Rail Comparison	500 Series Ball	500 Series Roller	400 Series	AccuMini	MicroGuide	T-Series
Feature						
Description	Precision engineered ball guidance system, with optional ball spacer	Precision engineered roller guidance system for high rigidity and load	Automation guidance for basic machine transport functions	Low profile, compact ball guidance system	Corrosion-protected miniature guidance system	Reduced weight guidance system
Load Capacity	•••	••••	•••	••	•	••
Equivalent loads all directions	•••	••••	•••	••	••	••
Ultra Compactness	••	••	••	•••	••••	••
High Travel Accuracy	••••	••••	•••	•••	•••	••
Rigidity	•••	••••	••	••	••	•
Smoothness	•••	••	•••	••••	••••	•••
Low Drag	•••	••	•••	••••	••••	•••
Admissible Speed	••••	•••	••••	••••	••••	•••
Ease of Installation	••	•	•••	•••	•••	••••
Lightweight	•	•	•	••	•••	••••
Industry Standard Dimensions	••••	••••	••••	-	••••	••••
• = satisfactory      •••• = excellent						

**USA, CANADA and MEXICO**

Thomson Industries, Inc.  
 203A West Rock Road  
 Radford, VA 24141 USA  
 Phone: 1-540-633-3549  
 Fax: 1-540-633-0294  
 E-mail: thomson@thomsonlinear.com  
 Literature: literature.thomsonlinear.com

